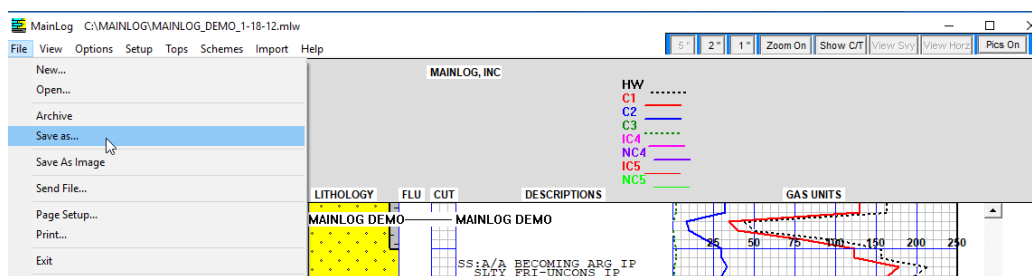


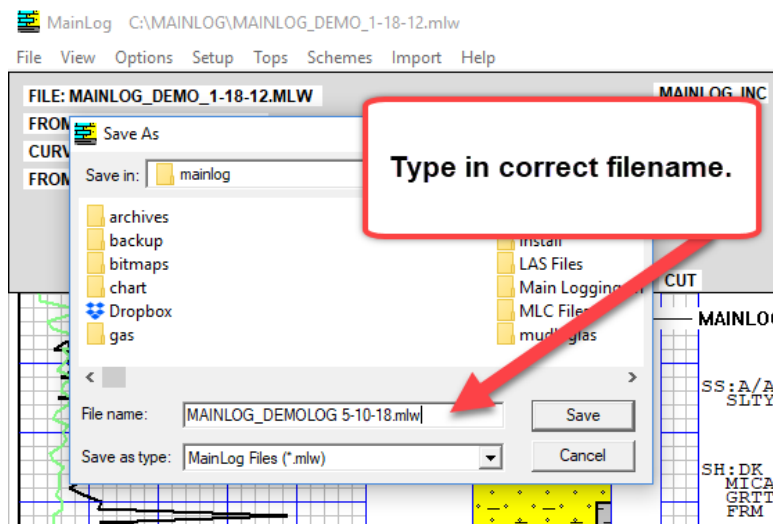
## Renaming a MainLog Well File

If you have created a new log and discovered that the name is incorrect, there is a simple fix. This can be done at any time, even after TD and from the office version as well.

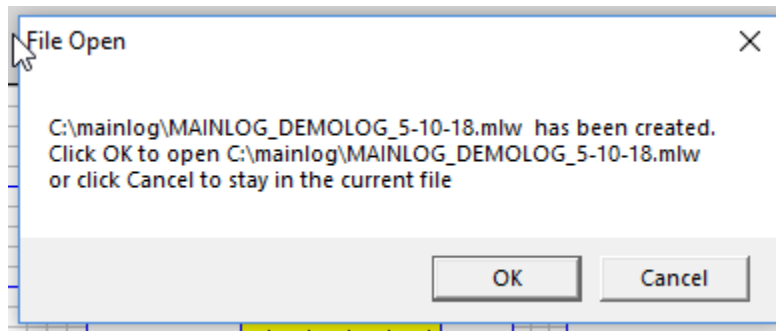
- First, get out of drilling mode. **Options...Uncheck Drilling**
- Next go to **File/Save as...**



- In the dialog, type in the correct filename and click **Save**.



- A message will open telling you that a new file has been created and to open the new file “**Click OK**” or click Cancel to stay in the current file. **Click OK.**



MainLog will automatically copy all the associated files with the well, including pictures, reports, etc. to the new filename after clicking OK. Just go to Options and get back into drilling mode.

MainLog does not delete the previous filename and associated files. They remain in the c:\mainlog folder.